

NUOVO LG-400 60 KG

Il nuovo carrello progettato per ante fino a 60 Kg.
Presenta un profilo alto solamente 64 mm per vetri da 8/10 mm.

New trolley designed for panels up to 60 Kg.
Glass profile height only 64 mm, for glass 8/10 mm.

Neuer Laufwagen für Türen bis 60 Kg.
Glasprofilhöhe nur 64 mm für 8/10 mm Glas.



PLUS


PATENT
PENDING



6 Antisollevamento delle ante integrato nel carrello per una sicurezza assoluta ed una semplicità di rimozione, nel caso di manutenzione, grazie al nuovo brevetto Metalglas.

Anti-lifting doors integrated into the trolley for absolute safety and easy removal, in the event of maintenance, thanks to the new Metalglas patent.

Im Wagen ist ein System integriert, das ein Anheben der Türen verhindert. Es sorgt für absolute Sicherheit und garantiert ein einfaches Entfernen für die Wartung. Dies ist dem neuen Patent von Metalglas zu verdanken.



1 Una ruota per carrello per ante fino a 60 Kg.

One wheel for trolley for panels up to 60 Kg of glass.
 Ein Rad pro Wagen für Glas einem Gewicht von bis zu 60 kg.

LG-400			LG-400-8		
60 Kg	10	900	60 Kg	8	900
		2600			2600



2 Facile regolazione in altezza delle ante.

The new trolley also facilitates height adjustment of the doors.


Der neue Wagen ermöglicht außerdem das leichte Einstellen der Höhe der Türen.



3 Basta tagliare il profilo a misura ed infilare i due carrelli ed il gioco è fatto. Nessuna lavorazione sui profili per questo sistema fantastico ed innovativo.

Just cut the profile to size and slide in the two carts, that's it! No further processing is required on the profiles for this fantastic and innovative system.

Dazu reicht es aus, das Profil nach Maß zuzuschneiden und die zwei Wägen einzufügen. Schon ist die Arbeit erledigt. Keine Arbeit an den Profilen dank dieses fantastischen und innovativen Systems.



4 Mai più destro o sinistro. Un unico accessorio per tutte le tipologie di apertura.

No longer left or right, a single accessory for all types of openings.

Nie mehr rechts oder links - ein einziges Werkzeug für alle Öffnungsrichtungen.



5 Un altro vantaggio estetico e tecnico è il catenacciolo integrato nel carrello. Semplicità e velocità di applicazione.

Another aesthetic and technical advantage is the locking latch integrated into the trolley. Simplicity and speed of application.

Ein weiterer ästhetischer und technischer Vorteil besteht im Schließbolzen, der in den Wagen integriert ist. Einfache und schnelle Anwendung.

LOGGIAGLAS LG-400 NEW

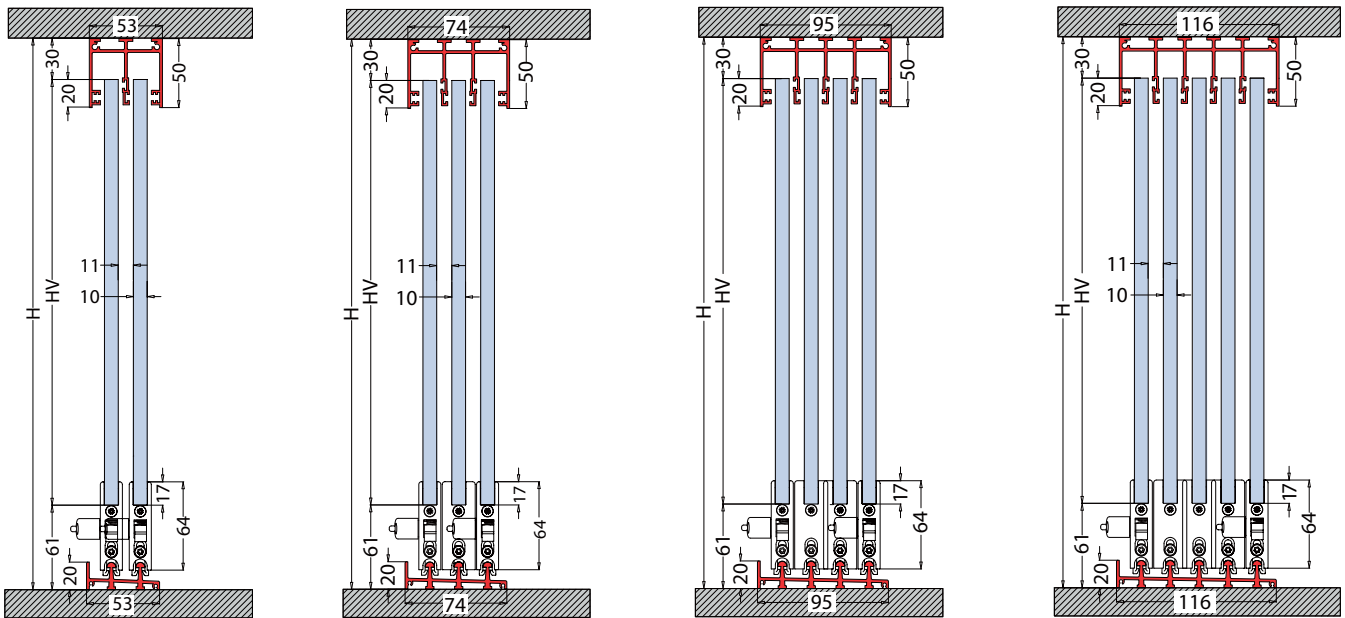
- Sistema scorrevole telescopico studiato per balconi, logge e verande.
- Telescopic sliding system for balconies, loggias and terraces.
- Teleskop Schiebetürsystem für Balkon und Loggiaverglasungen.



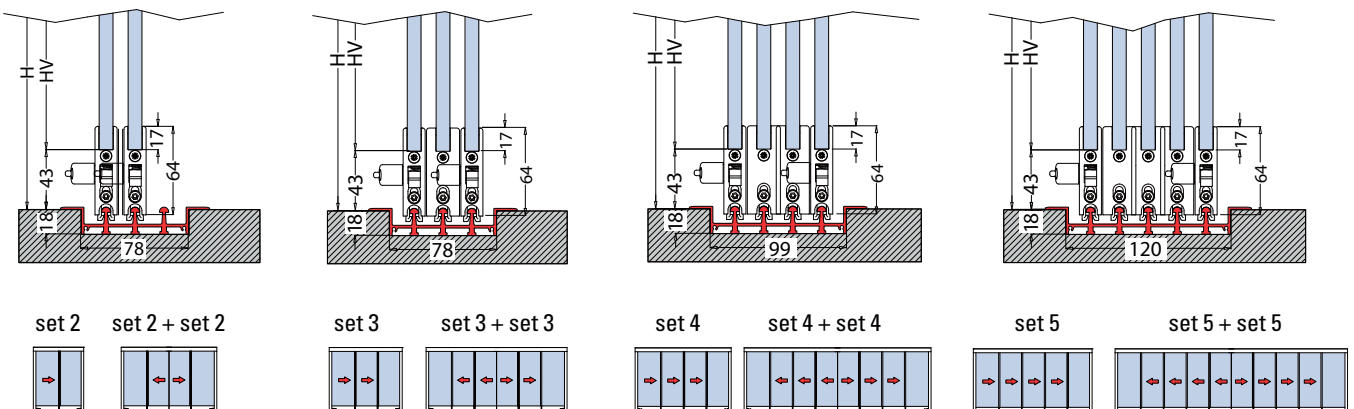


- LOGGIAGLAS LG-400 SET 2 ▶ 168**
- LOGGIAGLAS LG-400 SET 3 ▶ 170**
- LOGGIAGLAS LG-400 SET 4 ▶ 172**
- LOGGIAGLAS LG-400 SET 5 ▶ 174**

- Sistema 2 ante telescopiche
- System for 2 telescopic doors
- System mit 2 Teleskoptüren
- Sistema 3 ante telescopiche
- System for 3 telescopic doors
- System mit 3 Teleskoptüren
- Sistema 4 ante telescopiche
- System for 4 telescopic doors
- System mit 4 Teleskoptüren
- Sistema 5 ante telescopiche
- System for 5 telescopic doors
- System mit 5 Teleskoptüren



- Possibilità di installare guida a terra incassata nel pavimento
- Ability to install a similar rail embedded in the floor
- Möglichkeit eine Führungsschiene in den Boden einzubauen



LOGGIAGLAS LG-400 SET 2

SCORREVOLE TELESCOPICO / TELESCOPIC SLIDING SYSTEM / TELESKOP SCHIEBETÜRSYSTEM

€▶ C.330

€▶ C.331

- SISTEMA CON GUIDA A TERRA: Sistema scorrevole telescopico studiato per balconi, logge e verande, ideale per proteggersi da vento e intemperie.
- SYSTEMS WITH BOTTOM GUIDE: Telescopic sliding system for balconies, loggias and terraces, ideal for wind and weather protection.
- SYSTEM MIT BODENFÜHRUNG: Teleskop Schiebetürsystem für Balkon und Loggiaverglasungen, ideal für Wind-und Wetterschutz.




COMPONENTI / COMPONENTS / EINZELTEILE



LG-528




LG-529



LG-503



LG-405



LG-508



LG-409



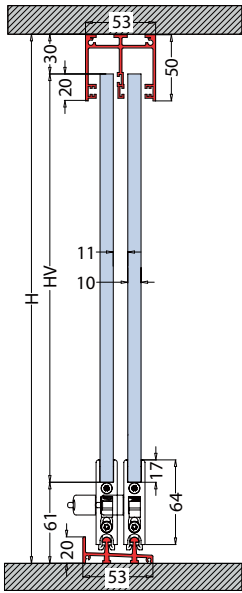
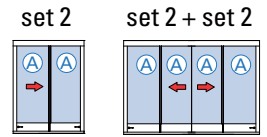
LG-410



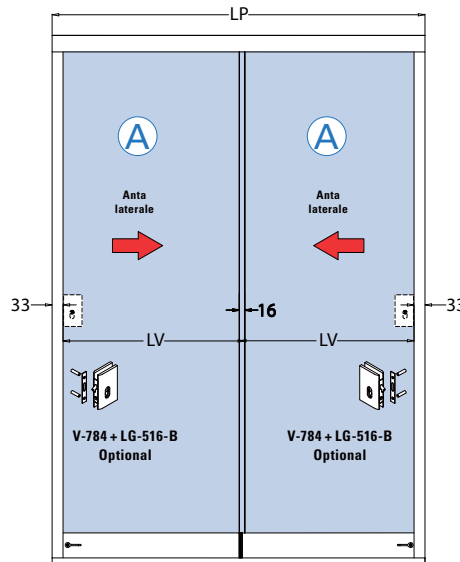
LG-511

LG-400-8	LG-400	
60 Kg	8	900
60 Kg	10	900

2 ruote per anta / 2 wheels each panel / 2 Rollen je Flügel

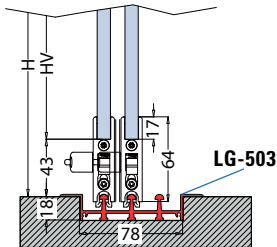


$HV = H - 91$

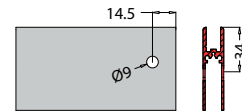
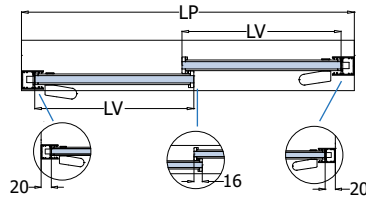


LG-410

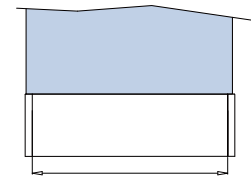
- Set con guida inferiore incassata
- Set with recessed floor profile
- Set mit versenkter Bodenschiene



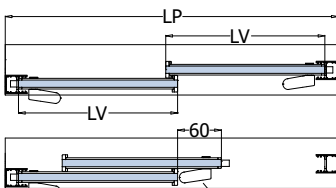
$HV = H - 73$



- Lavorazione profilo anta per catenacciolo LG-511 / LG-512
- Preparation panel profile for Locking bolt LG-511 / LG-512
- Profilbearbeitung für Feststellriegel LG-511 / LG-512



L profile = LV - 10



FORMULE CALCOLO VETRI VEDI PAG 176
CALCULATION GLASS SEE PAGE 176
GLASBERECHNUNG SIEHE SEITE 176

LP Passaggio luce Clear opening width Lichte Durchgangsbreite	LV Larghezza vetro Glass width Glas Breite	H Altezza passaggio luce Clear opening height Lichte Durchgangshöhe	HV Altezza vetro Glass height Glas Höhe	AN Alluminio anodizzato Aluminium anodized Aluminium Silberfarbig	BI Bianco Ral 9010 White Ral 9010 Weiss Ral 9010
---	--	---	---	---	--

xme622b

LOGGIAGLAS LG-400 SET 3

€ ▶ C.330

€ ▶ C.331

SCORREVOLE TELESCOPICO / TELESCOPIC SLIDING SYSTEM / TELESKOP SCHIEBETÜRSYSTEM


- SISTEMA CON GUIDA A TERRA: Sistema scorrevole telescopico studiato per balconi, logge e verande, ideale per proteggersi da vento e intemperie.
- SYSTEMS WITH BOTTOM GUIDE: Telescopic sliding system for balconies, loggias and terraces, ideal for wind and weather protection.
- SYSTEM MIT BODENFÜHRUNG: Teleskop Schiebetürsystem für Balkon und Loggiaverglasungen, ideal für Wind-und Wetterschutz.




COMPONENTI / COMPONENTS / EINZELTEILE



LG-501




LG-502



LG-503



LG-405



LG-508



LG-409



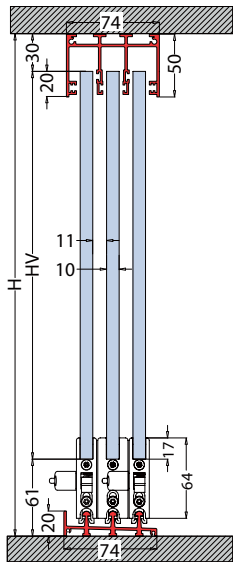
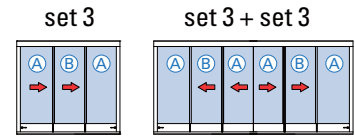
LG-410



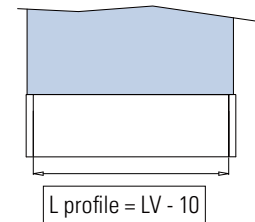
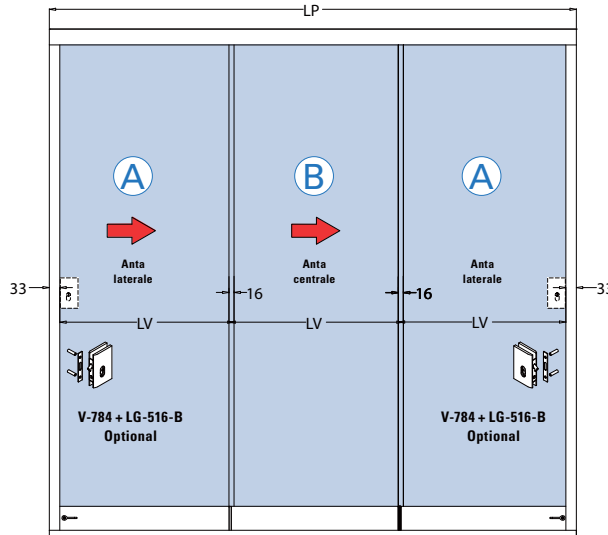
LG-511

LG-400-8				LG-400			
			2600				2500
60 Kg	8	900		60 Kg	10	900	

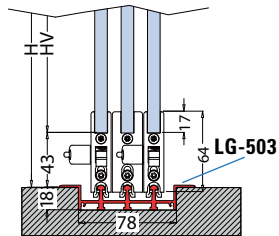
2 ruote per anta / 2 wheels each panel / 2 Rollen je Flügel




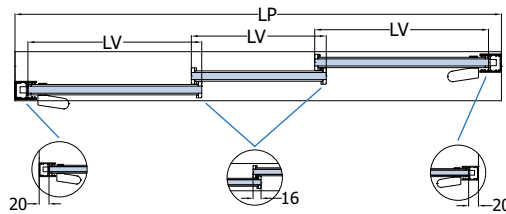
$$HV = H - 91$$


LG-410

- Set con guida inferiore incassata
- Set with recessed floor profile
- Set mit versenkter Bodenschiene



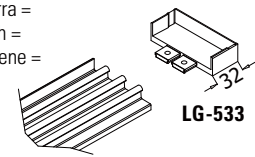
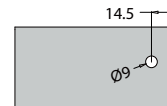
$$HV = H - 73$$


LG-533 (OPTIONAL)

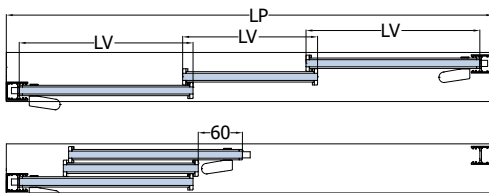
- Sistema scarico acqua laterale per la guida inferiore 3 vie
- Side drainage system for 3-ways floor profile
- Seitliches Entwässerungssystem für 3-läufige Bodenschiene

- Taglio guida a terra =
- Bottom rail length =
- Länge Bodenschiene =

LP - 64


LG-533


- Lavorazione profilo anta per catenacciolo LG-511 / LG-512
- Preparation panel profile for Locking bolt LG-511 / LG-512
- Profilbearbeitung für Feststellriegel LG-511 / LG-512



FORMULE CALCOLO VETRI VEDI PAG 177
CALCULATION GLASS SEE PAGE 177
GLASBERECHNUNG SIEHE SEITE 177

LP
 Passaggio luce
 Clear opening width
 Lichte Durchgangsbreite

LV
 Larghezza vetro
 Glass width
 Glas Breite

H
 Altezza passaggio luce
 Clear opening height
 Lichte Durchgangshöhe

HV
 Altezza vetro
 Glass height
 Glas Höhe

AN
 Alluminio anodizzato
 Aluminium anodized
 Aluminium Silberfarbig

BI
 Bianco Ral 9010
 White Ral 9010
 Weiss Ral 9010

xme622c

LOGGIAGLAS LG-400 SET 4

€ ▶ C.330


€ ▶ C.331

SCORREVOLE TELESCOPICO / TELESCOPIC SLIDING SYSTEM / TELESKOP SCHIEBETÜRSYSTEM


- SISTEMA CON GUIDA A TERRA: Sistema scorrevole telescopico studiato per balconi, logge e verande, ideale per proteggersi da vento e intemperie.
- SYSTEMS WITH BOTTOM GUIDE: Telescopic sliding system for balconies, loggias and terraces, ideal for wind and weather protection.
- SYSTEM MIT BODENFÜHRUNG: Teleskop Schiebetürsystem für Balkon und Loggiaverglasungen, ideal für Wind-und Wetterschutz.




COMPONENTI / COMPONENTS / EINZELTEILE



LG-504




LG-506



LG-507



LG-405



LG-508



LG-409



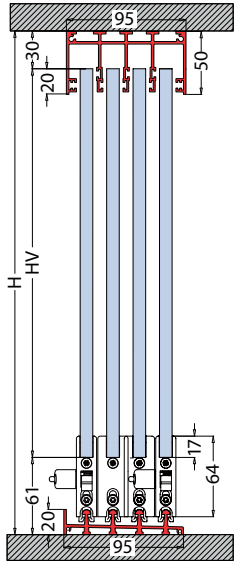
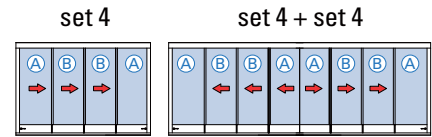
LG-410



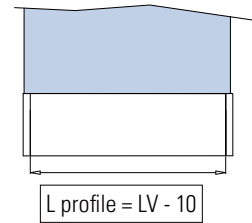
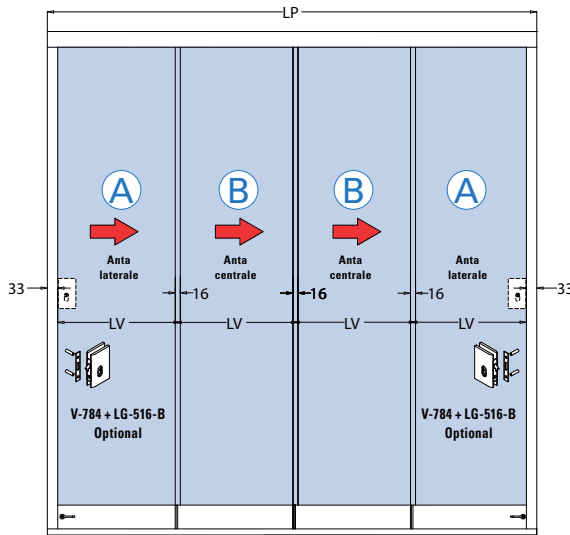
LG-511

LG-400-8				LG-400			
			2600				2500
60 Kg	8	900		60 Kg	10	900	

2 ruote per anta / 2 wheels each panel / 2 Rollen je Flügel

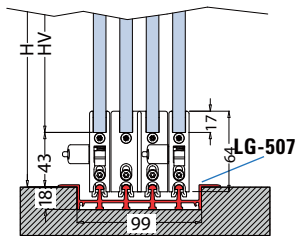


$$HV = H - 91$$


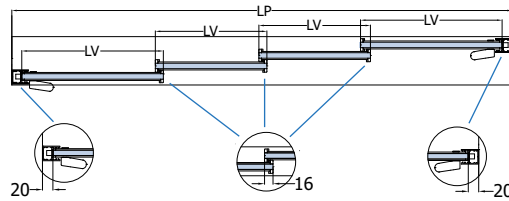


LG-410

- Set con guida inferiore incassata
- Set with recessed floor profile
- Set mit versenkter Bodenschiene



$$HV = H - 73$$



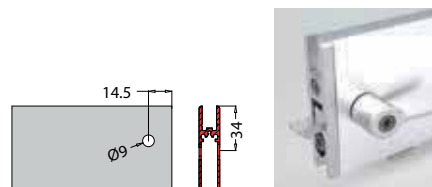
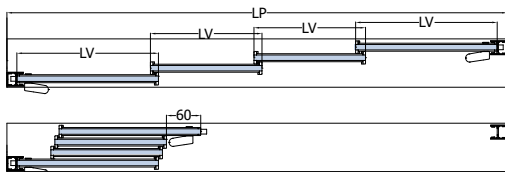
LG-534 (OPTIONAL)

- Sistema scarico acqua laterale per la guida inferiore 4 vie
- Side drainage system for 4-ways floor profile
- Seitliches Entwässerungssystem für 4-läufige Bodenschiene

- Taglio guida a terra =
- Bottom rail length =
- Länge Bodenschiene =

LP - 64

LG-534



- Lavorazione profilo anta per catenacciolo LG-511 / LG-512
- Preparation panel profile for Locking bolt LG-511 / LG-512
- Profilbearbeitung für Feststellriegel LG-511 / LG-512

FORMULE CALCOLO VETRI VEDI PAG 178
CALCULATION GLASS SEE PAGE 178
GLASBERECHNUNG SIEHE SEITE 178

LP
 Passaggio luce
 Clear opening width
 Lichte Durchgangsbreite

LV
 Larghezza vetro
 Glass width
 Glas Breite

H
 Altezza passaggio luce
 Clear opening height
 Lichte Durchgangshöhe

HV
 Altezza vetro
 Glass height
 Glas Höhe

AN
 Alluminio anodizzato
 Aluminium anodized
 Aluminium Silberfarbig

BI
 Bianco Ral 9010
 White Ral 9010
 Weiss Ral 9010

xme622d

LOGGIAGLAS LG-400 SET 5

€▶ C.330


€▶ C.331

SCORREVOLE TELESCOPICO / TELESCOPIC SLIDING SYSTEM / TELESKOP SCHIEBETÜRSYSTEM

- SISTEMA CON GUIDA A TERRA: Sistema scorrevole telescopico studiato per balconi, logge e verande, ideale per proteggersi da vento e intemperie.
- SYSTEMS WITH BOTTOM GUIDE: Telescopic sliding system for balconies, loggias and terraces, ideal for wind and weather protection.
- SYSTEM MIT BODENFÜHRUNG: Teleskop Schiebetürsystem für Balkon und Loggiaverglasungen, ideal für Wind-und Wetterschutz.



COMPONENTI / COMPONENTS / EINZELTEILE



LG-513




LG-514



LG-515



LG-405



LG-508



LG-409



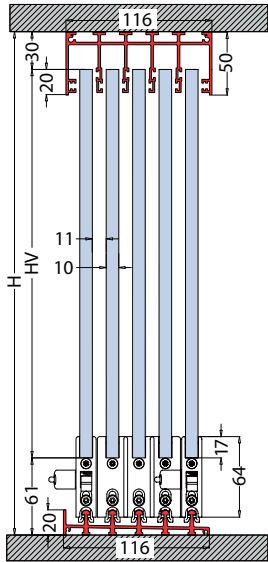
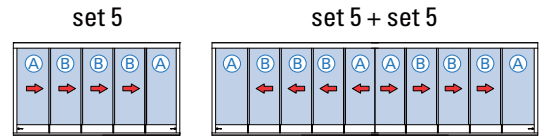
LG-410



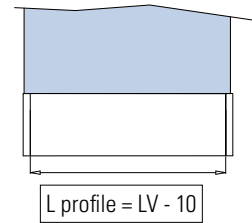
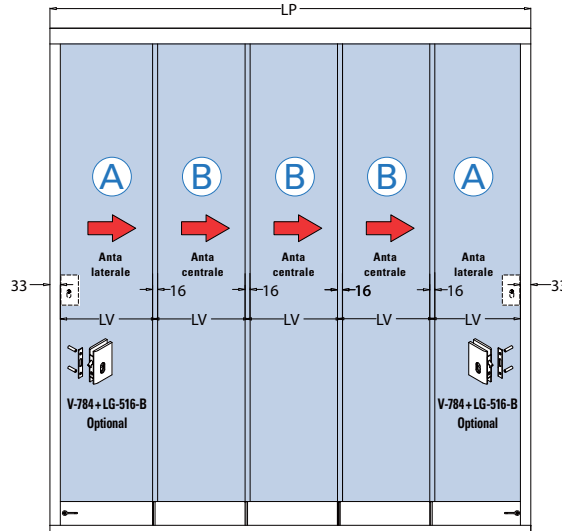
LG-511

LG-400-8				LG-400			
			2600				2500
60 Kg	8	900		60 Kg	10	900	

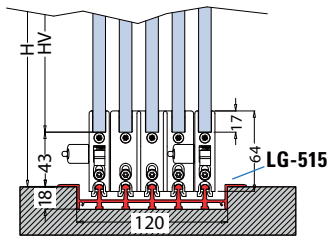
2 ruote per anta / 2 wheels each panel / 2 Rollen je Flügel




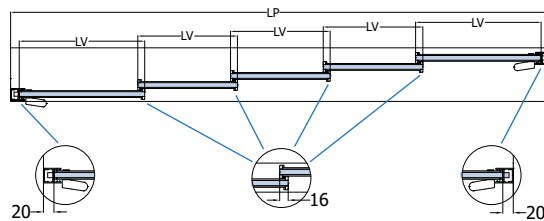
$$HV = H - 91$$


LG-410

- Set con guida inferiore incassata
- Set with recessed floor profile
- Set mit versenkter Bodenschiene



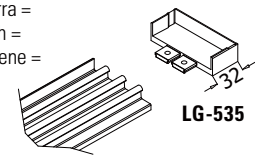
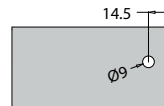
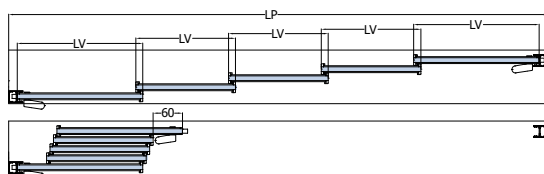
$$HV = H - 73$$


LG-535 (OPTIONAL)

- Sistema scarico acqua laterale per la guida inferiore 5 vie
- Side drainage system for 5-ways floor profile
- Seitliches Entwässerungssystem für 5-läufige Bodenschiene

- Taglio guida a terra =
- Bottom rail length =
- Länge Bodenschiene =

$$LP - 64$$


LG-535


- Lavorazione profilo anta per catenacciolo LG-511 / LG-512
- Preparation panel profile for Locking bolt LG-511 / LG-512
- Profilbearbeitung für Feststellriegel LG-511 / LG-512

FORMULE CALCOLO VETRI VEDI PAG 179
CALCULATION GLASS SEE PAGE 179
GLASBERECHNUNG SIEHE SEITE 179

LP
 Passaggio luce
 Clear opening width
 Lichte Durchgangsbreite

LV
 Larghezza vetro
 Glass width
 Glas Breite

H
 Altezza passaggio luce
 Clear opening height
 Lichte Durchgangshöhe

HV
 Altezza vetro
 Glass height
 Glas Höhe

AN
 Alluminio anodizzato
 Aluminium anodized
 Aluminium Silberfarbig

BI
 Bianco Ral 9010
 White Ral 9010
 Weiss Ral 9010

xme622e

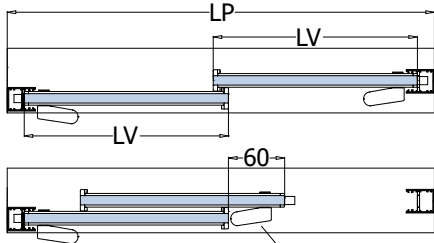
LOGGIAGLAS LG-400 SET 2

CALCOLO VETRI / GLASS CALCULATION / GLASBERECHNUNG

C1* = **con** 1 catenaccio / **with** 1 locking bolt / **mit** 1 Feststellriegel / C2* = **con** 2 catenaccioli / **with** 2 locking bolts / **mit** 2 Feststellriegel

LG-400-C1/C2*

- Formula calcolo larghezza ante **con** catenaccioli o serrature e **con** montanti laterali LG-508
- Glass calculation **with** locking bolts or locks and **with** "U" side profile LG-508
- Glasberechnung **mit** Feststellriegel oder Schloss und **mit** "U"-seitlichem Profil LG-508



SET 2

$$LV = LP / 2$$

$$LV \text{ Anta Laterale } A = LV - 11$$

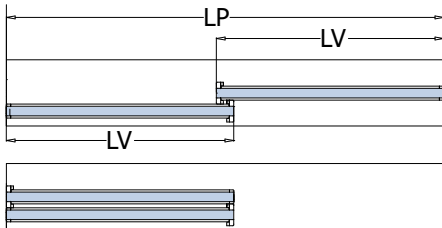
SET 2 + SET 2

$$LV = LP / 4$$

$$LV \text{ Anta Laterale } A = LV$$

LG-400

- Formula calcolo larghezza ante **senza** catenaccioli o serrature e **senza** montanti laterali LG-508
- Glass calculation **without** locking bolts or locks and **without** "U" side profile LG-508
- Glasberechnung **ohne** Feststellriegel bzw. Schloss und **ohne** "U"-seitliches Profil LG-508



SET 2

$$LV = LP / 2$$

$$LV \text{ Anta Laterale } A = LV + 10$$

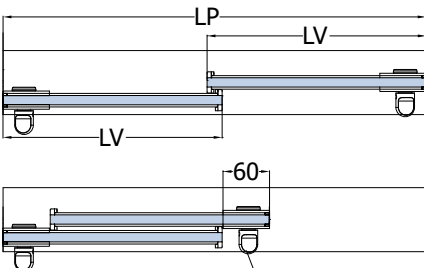
SET 2 + SET 2

$$LV = LP / 4$$

$$LV \text{ Anta Laterale } A = LV + 10$$

LG-400

- Formula calcolo larghezza ante **senza** catenaccioli e **senza** montanti laterali LG-508, **con** serratura V-784
- Glass calculation **without** locking bolts and **without** "U" side profile LG-508, **with** locks V-784
- Glasberechnung **ohne** Feststellriegel und **ohne** "U"-seitliches Profil LG-508, **mit** Schloss V-784



SET 2

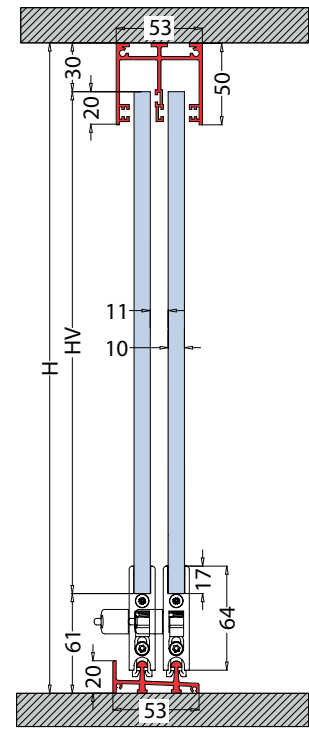
$$LV = LP / 2$$

$$LV \text{ Anta Laterale } A = LV + 9$$

SET 2 + SET 2

$$LV = LP / 4$$

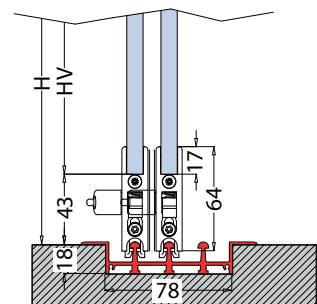
$$LV \text{ Anta Laterale } A = LV + 9$$



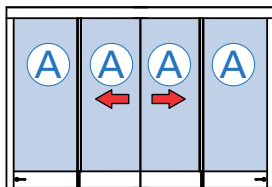
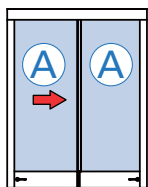
$$HV = H - 91$$

LG-410

- Set con guida inferiore incassata
- Set with recessed floor profile
- Set mit versenkter Bodenschiene



$$HV = H - 73$$



LP
Passaggio luce
Clear opening width
Lichte Durchgangsbreite

LV
Larghezza vetro
Glass width
Glas Breite

H
Altezza passaggio luce
Clear opening height
Lichte Durchgangshöhe

HV
Altezza vetro
Glass height
Glas Höhe

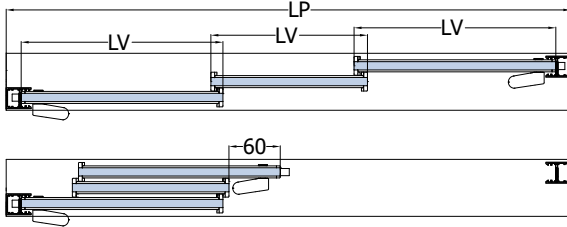
LOGGIAGLAS LG-400 SET 3

CALCOLO VETRI / GLASS CALCULATION / GLASBERECHNUNG

C1* = con 1 catenacciolo / with 1 locking bolt / mit 1 Feststellriegel / **C2*** = con 2 catenaccioli / with 2 locking bolts / mit 2 Feststellriegel

LG-400-C1/C2*

- Formula calcolo larghezza ante **con** catenaccioli o serrature e **con** montanti laterali LG-508
- Glass calculation **with** locking bolts or locks and **with** "U" side profile LG-508
- Glasberechnung **mit** Feststellriegel oder Schloss und **mit** "U"-seitlichem Profil LG-508



SET 3

$$LV = LP / 3$$

$$LV \text{ Anta Laterale A} = LV + 18$$

$$LV \text{ Anta Centrale B} = LV - 42$$

SET 3 + SET 3

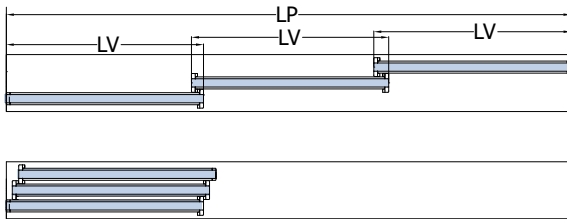
$$LV = LP / 6$$

$$LV \text{ Anta Laterale A} = LV + 25$$

$$LV \text{ Anta Centrale B} = LV - 35$$

LG-400

- Formula calcolo larghezza ante **senza** catenaccioli o serrature e **senza** montanti laterali LG-508
- Glass calculation **without** locking bolts or locks and **without** "U" side profile LG-508
- Glasberechnung **ohne** Feststellriegel bzw. Schloss und **ohne** "U"-seitliches Profil LG-508



SET 3

$$LV = LP / 3$$

$$LV \text{ Anta Laterale A} = LV + 12$$

$$LV \text{ Anta Centrale B} = LV + 12$$

SET 3 + SET 3

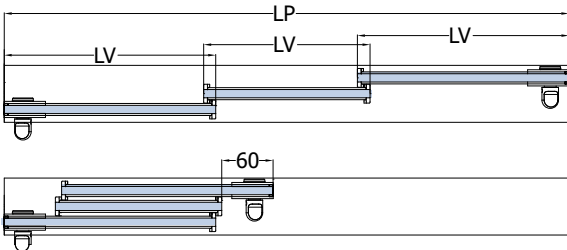
$$LV = LP / 6$$

$$LV \text{ Anta Laterale A} = LV + 12$$

$$LV \text{ Anta Centrale B} = LV + 12$$

LG-400

- Formula calcolo larghezza ante **senza** catenaccioli e **senza** montanti laterali LG-508, **con** serratura V-784
- Glass calculation **without** locking bolts and **without** "U" side profile LG-508, **with** locks V-784
- Glasberechnung **ohne** Feststellriegel und **ohne** "U"-seitliches Profil LG-508, **mit** Schloss V-784



SET 3

$$LV = LP / 3$$

$$LV \text{ Anta Laterale A} = LV + 31$$

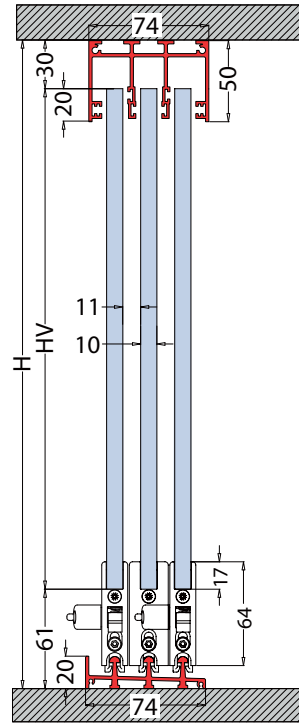
$$LV \text{ Anta Centrale B} = LV - 29$$

SET 3 + SET 3

$$LV = LP / 6$$

$$LV \text{ Anta Laterale A} = LV + 31$$

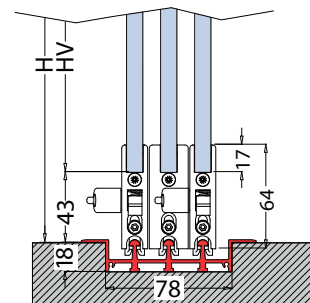
$$LV \text{ Anta Centrale B} = LV - 29$$



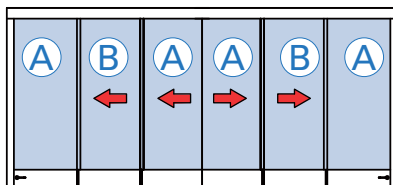
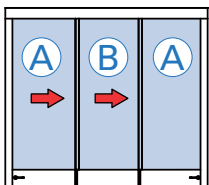
$$HV = H - 91$$

LG-410

- Set con guida inferiore incassata
- Set with recessed floor profile
- Set mit versenkter Bodenschiene



$$HV = H - 73$$



LP
Passaggio luce
Clear opening width
Lichte Durchgangsbreite

LV
Larghezza vetro
Glass width
Glass Breite

H
Altezza passaggio luce
Clear opening height
Lichte Durchgangshöhe

HV
Altezza vetro
Glass height
Glass Höhe

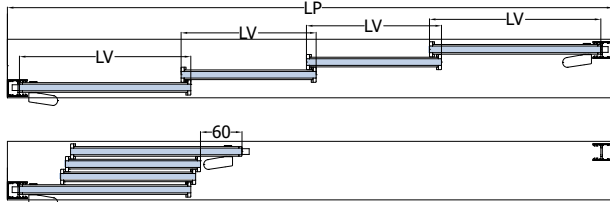
LOGGIAGLAS LG-400 SET 4

CALCOLO VETRI / GLASS CALCULATION / GLASBERECHNUNG

C1* = con 1 catenacciolo / with 1 locking bolt / mit 1 Feststellriegel / C2* = con 2 catenaccioli / with 2 locking bolts / mit 2 Feststellriegel

LG-400-C1/C2*

- Formula calcolo larghezza ante **con** catenaccioli o serrature e **con** montanti laterali LG-508
- Glass calculation **with** locking bolts or locks and **with** "U" side profile LG-508
- Glasberechnung **mit** Feststellriegel oder Schloss und **mit** "U"-seitlichem Profil LG-508



SET 4

$$LV = LP / 4$$

$$LV \text{ Anta Laterale A} = LV + 33$$

$$LV \text{ Anta Centrale B} = LV - 27$$

SET 4 + SET 4

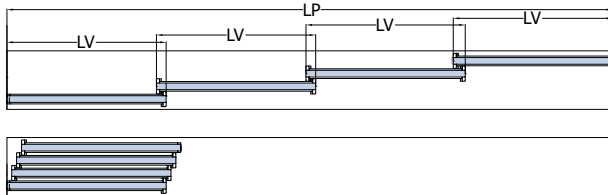
$$LV = LP / 8$$

$$LV \text{ Anta Laterale A} = LV + 38$$

$$LV \text{ Anta Centrale B} = LV - 22$$

LG-400

- Formula calcolo larghezza ante **senza** catenaccioli o serrature e **senza** montanti laterali LG-508
- Glass calculation **without** locking bolts or locks and **without** "U" side profile LG-508
- Glasberechnung **ohne** Feststellriegel bzw. Schloss und **ohne** "U"-seitliches Profil LG-508



SET 4

$$LV = LP / 4$$

$$LV \text{ Anta Laterale A} = LV + 13$$

$$LV \text{ Anta Centrale B} = LV + 13$$

SET 4 + SET 4

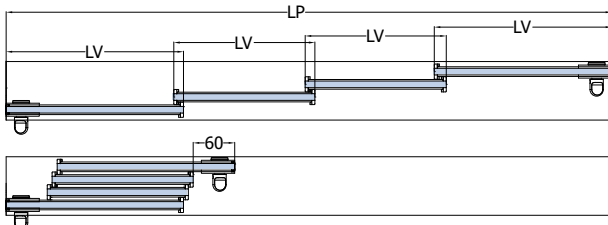
$$LV = LP / 8$$

$$LV \text{ Anta Laterale A} = LV + 13$$

$$LV \text{ Anta Centrale B} = LV + 13$$

LG-400

- Formula calcolo larghezza ante **senza** catenaccioli e **senza** montanti laterali LG-508, **con** serratura V-784
- Glass calculation **without** locking bolts and **without** "U" side profile LG-508, **with** locks V-784
- Glasberechnung **ohne** Feststellriegel und **ohne** "U"-seitliches Profil LG-508, **mit** Schloss V-784



SET 4

$$LV = LP / 4$$

$$LV \text{ Anta Laterale A} = LV + 43$$

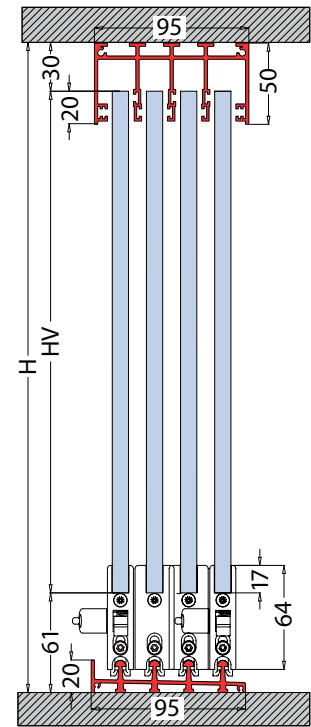
$$LV \text{ Anta Centrale B} = LV - 17$$

SET 4 + SET 4

$$LV = LP / 8$$

$$LV \text{ Anta Laterale A} = LV + 43$$

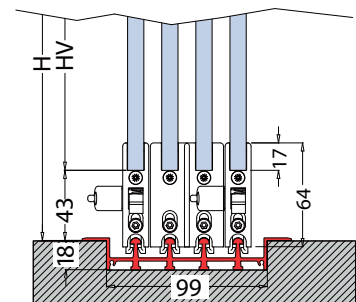
$$LV \text{ Anta Centrale B} = LV - 17$$



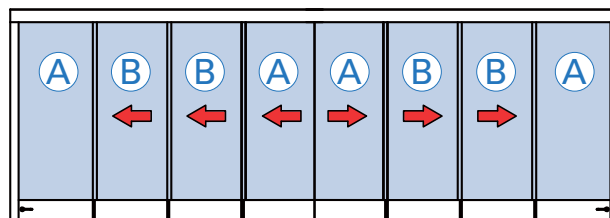
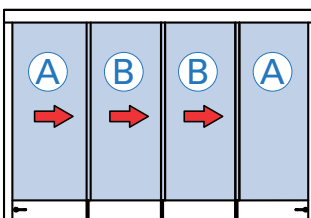
$$HV = H - 91$$

LG-410

- Set con guida inferiore incassata
- Set with recessed floor profile
- Set mit versenkter Bodenschiene



$$HV = H - 73$$



LP
Passaggio luce
Clear opening width
Lichte Durchgangsbreite

LV
Larghezza vetro
Glass width
Glas Breite

H
Altezza passaggio luce
Clear opening height
Lichte Durchgangshöhe

HV
Altezza vetro
Glass height
Glas Höhe

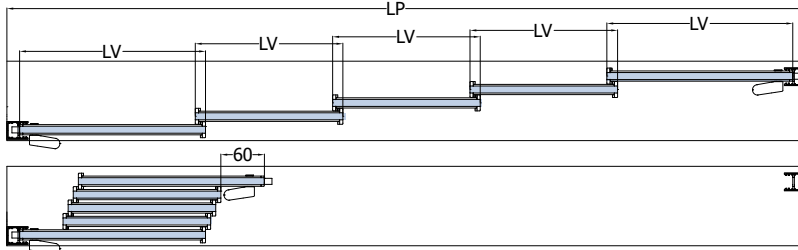
LOGGIAGLAS LG-400 SET 5

CALCOLO VETRI / GLASS CALCULATION / GLASBERECHNUNG

C1* = con 1 catenacciolo / with 1 locking bolt / mit 1 Feststellriegel / **C2*** = con 2 catenaccioli / with 2 locking bolts / mit 2 Feststellriegel

LG-400-C1/C2*

- Formula calcolo larghezza ante **con** catenaccioli o serrature e **con** montanti laterali LG-508
- Glass calculation **with** locking bolts or locks and **with** "U" side profile LG-508
- Glasberechnung **mit** Feststellriegel oder Schloss und **mit** "U"-seitlichem Profil LG-508



SET 5

$$LV = LP / 5$$

$$LV \text{ Anta Laterale A} = LV + 41$$

$$LV \text{ Anta Centrale B} = LV - 19$$

SET 5 + SET 5

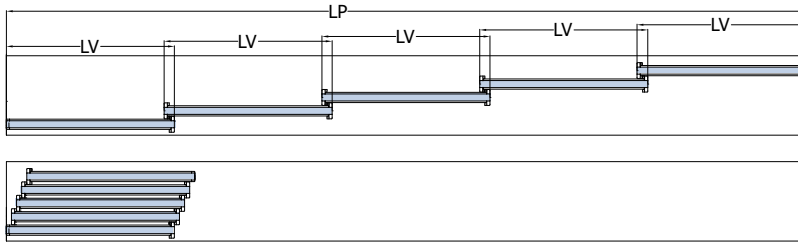
$$LV = LP / 10$$

$$LV \text{ Anta Laterale A} = LV + 45$$

$$LV \text{ Anta Centrale B} = LV - 15$$

LG-400

- Formula calcolo larghezza ante **senza** catenaccioli o serrature e **senza** montanti laterali LG-508
- Glass calculation **without** locking bolts or locks and **without** "U" side profile LG-508
- Glasberechnung **ohne** Feststellriegel bzw. Schloss und **ohne** "U"-seitliches Profil LG-508



SET 5

$$LV = LP / 5$$

$$LV \text{ Anta Laterale A} = LV + 13$$

$$LV \text{ Anta Centrale B} = LV + 13$$

SET 5 + SET 5

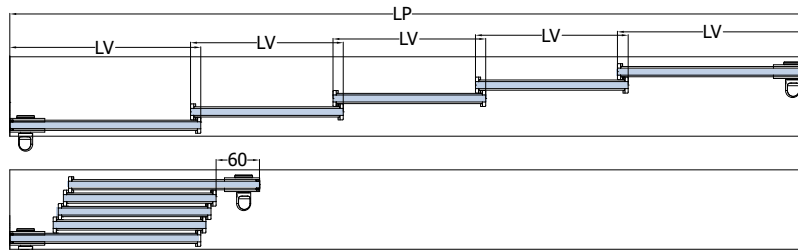
$$LV = LP / 10$$

$$LV \text{ Anta Laterale A} = LV + 13$$

$$LV \text{ Anta Centrale B} = LV + 13$$

LG-400

- Formula calcolo larghezza ante **senza** catenaccioli e **senza** montanti laterali LG-508, **con** serratura V-784
- Glass calculation **without** locking bolts and **without** "U" side profile LG-508, **with** locks V-784
- Glasberechnung **ohne** Feststellriegel und **ohne** "U"-seitliches Profil LG-508, **mit** Schloss V-784



SET 5

$$LV = LP / 5$$

$$LV \text{ Anta Laterale A} = LV + 49$$

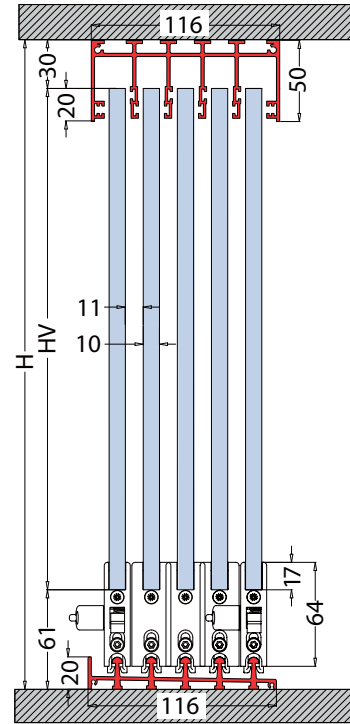
$$LV \text{ Anta Centrale B} = LV - 11$$

SET 5 + SET 5

$$LV = LP / 10$$

$$LV \text{ Anta Laterale A} = LV + 49$$

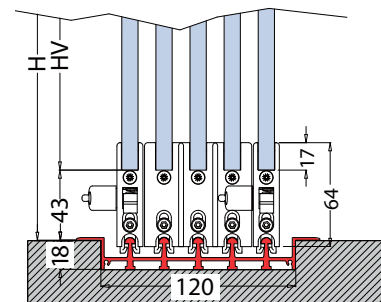
$$LV \text{ Anta Centrale B} = LV - 11$$



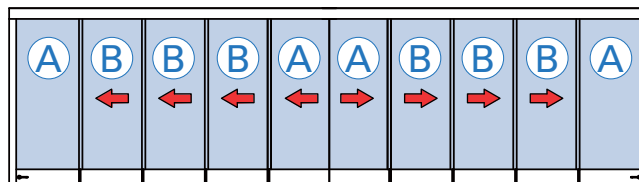
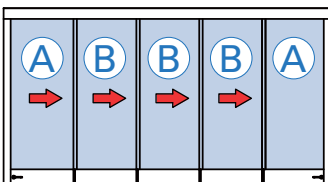
$$HV = H - 91$$

LG-410

- Set con guida inferiore incassata
- Set with recessed floor profile
- Set mit versenkter Bodenschiene



$$HV = H - 73$$



LP
Passaggio luce
Clear opening width
Lichte Durchgangsbreite


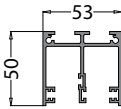

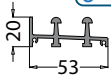

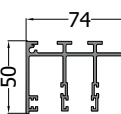

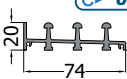

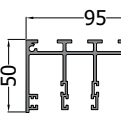

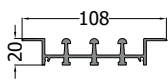

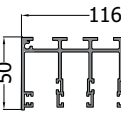

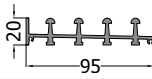

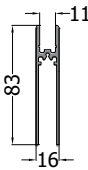

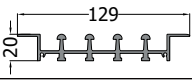

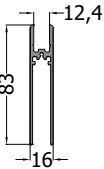

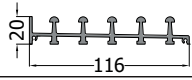

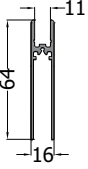

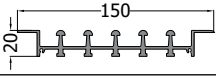


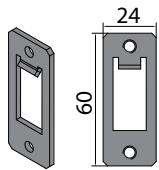
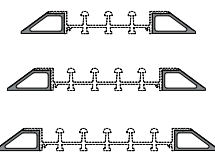

LV
Larghezza vetro
Glass width
Glas Breite

H
Altezza passaggio luce
Clear opening height
Lichte Durchgangshöhe

HV
Altezza vetro
Glass height
Glas Höhe

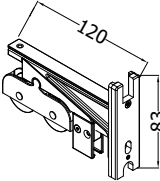
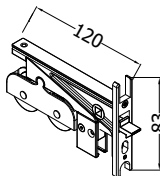
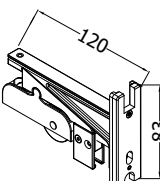
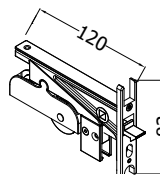
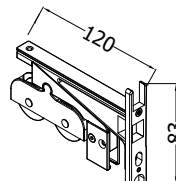
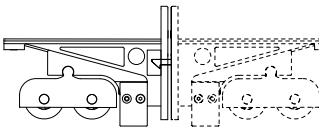
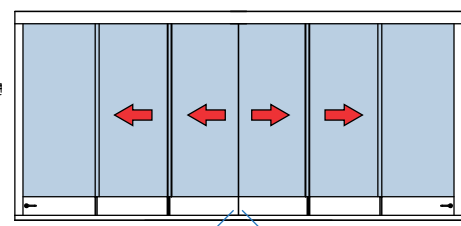
LOGGIAGLAS

ACCESSORI / ACCESSORIES / ZUBEHÖRE

 <p>LG-528 €▶ C.332</p> <ul style="list-style-type: none"> • Binario superiore 2 vie, setola non inclusa • Track profile 2-ways, brush seal not included • Laufschienenprofil 2-gleisig, Bürstendichtungen nicht enthalten 	 <p>LG-529 €▶ C.333</p> <ul style="list-style-type: none"> • Guida inferiore 2 vie • Floor profile 2-ways • Bodenschiene 2-gleisig 
 <p>LG-501 €▶ C.334</p> <ul style="list-style-type: none"> • Binario superiore 3 vie, setola non inclusa • Track profile 3-ways, brush seal not included • Laufschienenprofil 3-gleisig, Bürstendichtungen nicht enthalten 	 <p>LG-502 €▶ C.335</p> <ul style="list-style-type: none"> • Guida inferiore 3 vie • Floor profile 3-ways • Bodenschiene 3-gleisig 
 <p>LG-504 €▶ C.337</p> <ul style="list-style-type: none"> • Binario superiore 4 vie, setola non inclusa • Track profile 4-ways, brush seal not included • Laufschienenprofil 4-gleisig, Bürstendichtungen nicht enthalten 	 <p>LG-503 €▶ C.336</p> <ul style="list-style-type: none"> • Guida inferiore incassata 3 vie • Recessed floor profile 3-ways • Versenkte Bodenschiene 3-gleisig 
 <p>LG-513 €▶ C.340</p> <ul style="list-style-type: none"> • Binario superiore 5 vie, setola non inclusa • Track profile 5-ways, brush seal not included • Laufschienenprofil 5-gleisig, Bürstendichtungen nicht enthalten 	 <p>LG-506 €▶ C.338</p> <ul style="list-style-type: none"> • Guida inferiore 4 vie • Floor profile 4-ways • Bodenschiene 4-gleisig 
 <p>LG-505 €▶ C.343</p> <ul style="list-style-type: none"> • Profilo anta per sistemi LG-500, per vetro 8/10 mm. Foro catenacciolo a carico cliente • Horizontal panel profile for systems LG-500 for glass 8/10 mm. Hole for locking bolt by customer • Horizontal Profil für Türen für Systeme LG-500 für Glas 8/10 mm. Bohrung für Feststeller bauseits 	 <p>LG-507 €▶ C.339</p> <ul style="list-style-type: none"> • Guida inferiore incassata 4 vie • Recessed floor profile 4-ways • Versenkte Bodenschiene 4-gleisig 
 <p>LG-505-12 €▶ C.344</p> <ul style="list-style-type: none"> • Profilo anta per sistemi LG-500, per vetro 12 mm. Foro catenacciolo a carico cliente • Horizontal panel profile for systems LG-500 for glass 12 mm. Hole for locking bolt by customer • Horizontal Profil für Türen für Systeme LG-500 für Glas 12 mm. Bohrung für Feststeller bauseits 	 <p>LG-514 €▶ C.341</p> <ul style="list-style-type: none"> • Guida inferiore 5 vie • Floor profile 5-ways • Bodenschiene 5-gleisig 
 <p>LG-405 €▶ C.345</p> <ul style="list-style-type: none"> • Profilo anta per sistemi LG-400, per vetro 8/10 mm. Foro catenacciolo a carico cliente • Horizontal panel profile for systems LG-400 for glass 8/10 mm. Hole for locking bolt by customer • Horizontal Profil für Türen für Systeme LG-400 für Glas 8/10 mm. Bohrung für Feststeller bauseits 	 <p>LG-515 €▶ C.342</p> <ul style="list-style-type: none"> • Guida inferiore incassata 5 vie • Recessed floor profile 5-ways • Versenkte Bodenschiene 5-läufig 
	 <p>LG-508 €▶ C.346</p> <ul style="list-style-type: none"> • Montante laterale ad "U", setola non inclusa • "U" side profile, brush seals not included • "U"-seitliches Profil, Bürstendichtungen nicht enthalten 
	 <p>LG-516-B €▶ C.366</p> <ul style="list-style-type: none"> • Contropiastra per serratura V-784 e catenacciolo con montante LG-508 • Strike plate for lock V-784 and locking bolt with "U" side profile LG-508 • Schließblech für Schloss V-784 und Feststeller mit "U"-seitlichem Profil LG-508
	 <p>LG-527-CF2 €▶ C.347</p> <ul style="list-style-type: none"> • Scivolo per LG-503, LG-507 e LG-515 • Ramp for LG-503, LG-507 and LG-515 • Rampe für LG-503, LG-507 und LG-515 

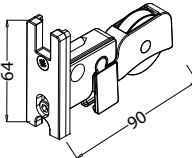
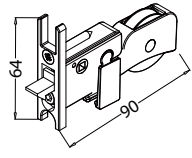
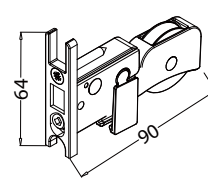
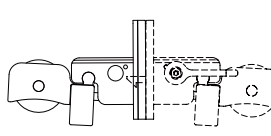
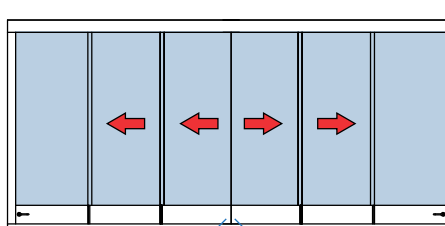
LOGGIAGLAS LG-500

CARRELLI / ROLLERS / LAUFWAGEN

 <p>LG-509 €▶ C.348 LG-509-12 (for glass 12 mm)</p> <ul style="list-style-type: none"> • Carrello con bilanciere a 2 ruote con funzione di trascinamento • Seesaw roller with 2 wheels and with dragging function • Wippenlaufwagen mit 2 Räder und mit Mitnehmer Funktion 	 <p>LG-510 €▶ C.349 LG-510-12 (for glass 12 mm)</p> <ul style="list-style-type: none"> • Catenacciolo / carrello con bilanciere a 2 ruote • Locking bolt seesaw roller with 2 wheels • Feststeller Wippenlaufwagen mit 2 Räder
 <p>LG-519 €▶ C.350</p> <ul style="list-style-type: none"> • Carrello con 1 ruota con funzione di trascinamento • Roller with 1 wheel and with dragging function • Laufwagen mit 1 Rad und mit Mitnehmer Funktion 	 <p>LG-520 €▶ C.351</p> <ul style="list-style-type: none"> • Catenacciolo / carrello a 1 ruota • Locking bolt roller with 1 wheel • Feststeller Laufwagen mit 1 Rad
<p>LG-521 €▶ C.352</p> <ul style="list-style-type: none"> • Carrello con bilanciere a 2 ruote e contropiastra per catenacciolo LG-510 con set doppio • Seesaw roller with 2 wheels and strike plate for locking bolt LG-510 with double set • Wippenlaufwagen mit 2 Räder und Schließblech für Feststeller LG-510 mit doppel Set <div style="display: flex; align-items: center;">  <div style="margin-left: 20px;">  <p>LG-510 not included</p> </div> <div style="margin-left: 20px;">  <p style="text-align: center;">LG-521 LG-510</p> </div> </div>	

LOGGIAGLAS LG-400

CARRELLI / ROLLERS / LAUFWAGEN

 <p>LG-409 €▶ C.353</p> <ul style="list-style-type: none"> • Carrello con 1 ruota con funzione di trascinamento • Roller with 1 wheel and with dragging function • Laufwagen mit 1 Rad und mit Mitnehmer Funktion 	 <p>LG-410 €▶ C.354</p> <ul style="list-style-type: none"> • Catenacciolo / carrello con 1 ruota • Locking bolt roller with 1 wheel • Feststeller Laufwagen mit 1 Rad
<p>LG-421 €▶ C.355</p> <ul style="list-style-type: none"> • Carrello con 1 ruota e contropiastra per catenacciolo LG-410 con set doppio • Roller with 1 wheel and strike plate for locking bolt LG-410 with double set • Laufwagen mit 1 Rad und Schließblech für Feststeller LG-410 mit doppel Set <div style="display: flex; align-items: center;">  <div style="margin-left: 20px;">  <p>LG-410 not included</p> </div> <div style="margin-left: 20px;">  <p style="text-align: center;">LG-421 LG-410</p> </div> </div>	

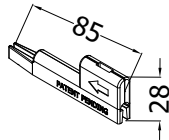
LOGGIAGLAS

ACCESSORI / ACCESSORIES / ZUBEHÖRE

LG-517

€ C.358

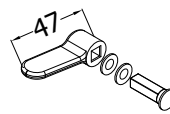
- Chiave di manutenzione sgancio ante dal sistema antisolleamento
- Maintenance tool to release the panels from the anti-lifting mechanism
- Revisionswerkzeug um die Türen aus dem Aushebeschutzsystem zu anheben



LG-511

€ C.357

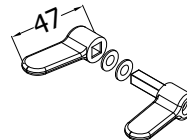
- Pomolo singolo per catenacciolo
- Single knob for locking bolt
- Knopf für Feststeller



LG-512

€ C.357

- Pomolo doppio per catenacciolo
- Double knob for locking bolt
- Paar Knöpfe für Feststeller

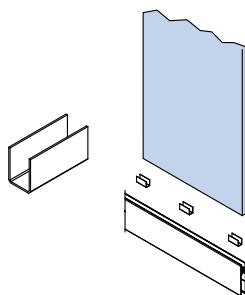


LG-526

€ C.360

(CONSIGLIATO - RECOMMENDED - EMPFOHLEN)

- Set di 3 pcs "U" trasparenti per incollaggio perpendicolare vetro 10 mm al profilo anta LG-505 e LG-405
- Set of 3 pcs transparent "U" support for perpendicular glueing of 10 mm glass to panel profile LG-505 end LG-405
- Set von 3 Stück transparenten U-Auflagen für 10 mm Glas zum passgenauen senkrechten einkleben ins Flügelprofil LG-505 und LG-405

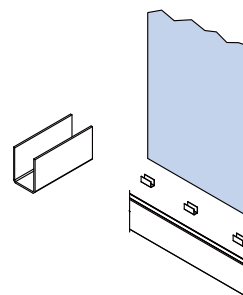


LG-426

€ C.361

(CONSIGLIATO - RECOMMENDED - EMPFOHLEN)

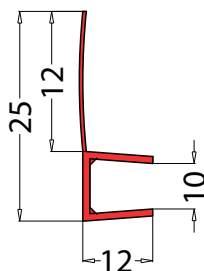
- Set di 3 pcs "U" trasparenti per incollaggio perpendicolare vetro 8 mm al profilo anta LG-405
- Set of 3 pcs transparent "U" support for perpendicular glueing of 8 mm glass to panel profile LG-405
- Set von 3 Stück transparenten U-Auflagen für 8 mm Glas zum passgenauen senkrechten einkleben ins Flügelprofil LG-405



LG-518

€ C.359

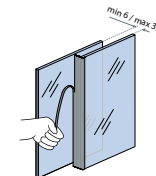
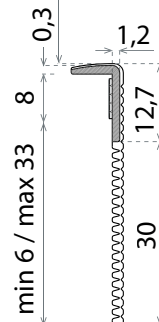
- Guarnizione in PVC trasparente per vetro 8/10 mm
- Seal in transparent PVC for glass 8/10 mm
- PVC Dichtprofil für Glas 8/10 mm



V-040-REG

€ C.372

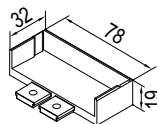
- Guarnizione per vetro 12 mm aletta laterale accorciabile
- Seal for glass 12 mm, side fin can be shortened
- Dichtprofil für Glas 12 mm seitliche Lippe kürzbar



LG-533

€ C.369

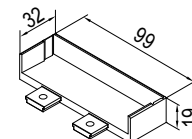
- Sistema scarico acqua laterale per guida inferiore 3 vie
- Side drainage system for 3-ways floor profile
- Seitliches Entwässerungssystem für 3-gleisige Bodenschiene



LG-534

€ C.370


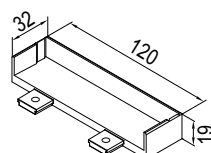
- Sistema scarico acqua laterale per guida inferiore 4 vie
- Side drainage system for 4-ways floor profile
- Seitliches Entwässerungssystem für 4-gleisige Bodenschiene



LG-535

€ C.371

- Sistema scarico acqua laterale per guida inferiore 5 vie
- Side drainage system for 5-ways floor profile
- Seitliches Entwässerungssystem für 5-gleisige Bodenschiene





LOGGIAGLAS

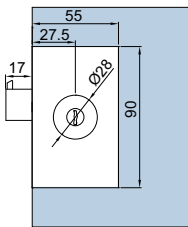
ACCESSORI / ACCESSORIES / ZUBEHÖRE

V-784

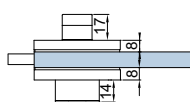
€ C.373

- Serratura con gancio per scorrevole. Contropiastra non inclusa
- Lock with hook for sliding doors. Strike plate not included
- Schloss mit Hakenriegel für Schiebetüren. Schließblech nicht enthalten.

CP - NS - CR



Senza viti a vista
With not visible screws
Ohne sichtbare Schrauben

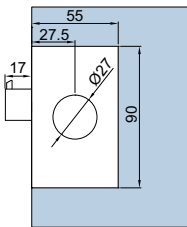


V-784 PO-TC

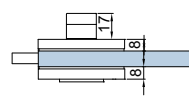
€ C.374

- Serratura con gancio per scorrevole. Contropiastra non inclusa
- Lock with hook for sliding doors. Strike plate not included
- Schloss mit Hakenriegel für Schiebetüren. Schließblech nicht enthalten.

CP - NS



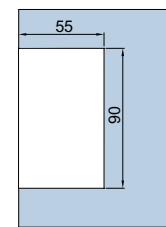
Senza viti a vista
With not visible screws
Ohne sichtbare Schrauben



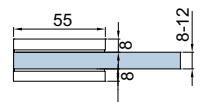
V-769-2FLG

€ C.380

- Controserratura
- Strike box
- Gegenkasten
CP



Con viti a vista
With visible screws
Mit sichtbaren Schrauben

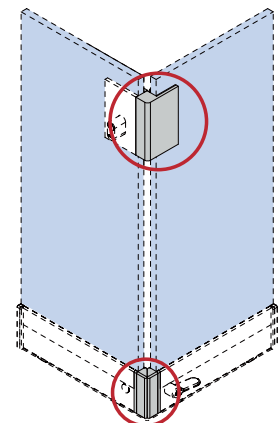
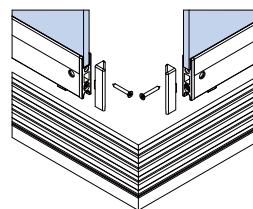
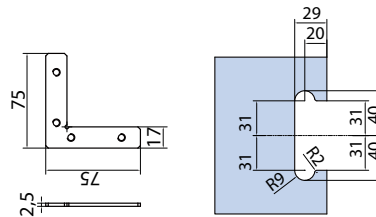
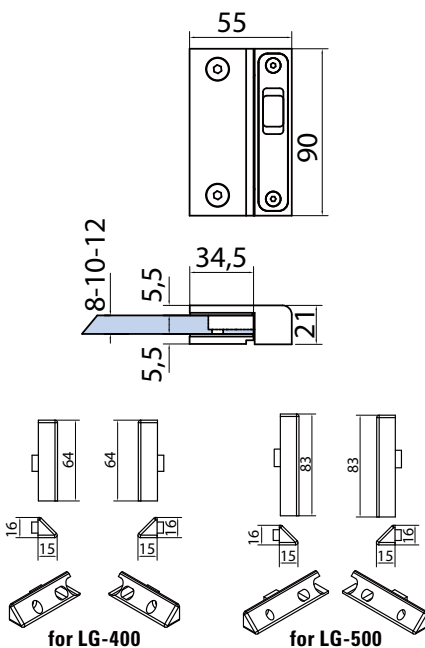


V-784-LG90-400 (Kit for LG-400)

€ A.382

V-784-LG90-500 (Kit for LG-500)

- Controserratura 90° per serrature V-794, V-784, V-764, V-564 e V-574, comprese staffe 90° e tappi per giunzione profili
- Strike box 90° for locks V-794, V-784, V-764, V-564 and V-574, brackets 90° and endcaps for connecting the profiles included
- Gegenkasten 90° für Schlösser V-794, V-784, V-764, V-564 und V-574, Verbinder 90° und Endkappen für Profile enthalten

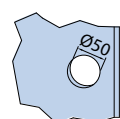


V-524

€ C.367

- Paio nicchie per scorrevole tonde, Ø 60
- Pair sliding door-handles, Ø 60
- Paar Griffmuscheln, Ø 60

CP - NS - NO

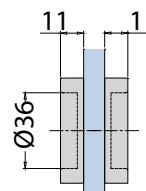
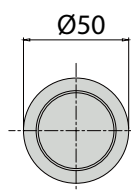


V-532-INC

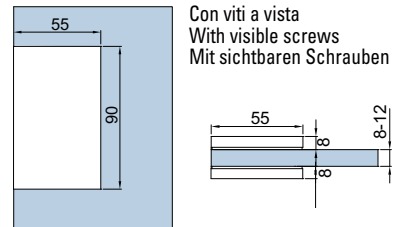
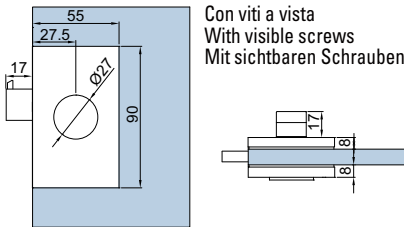
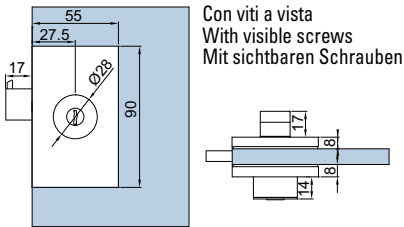
€ A.368

- Nicchia scorrevole ad incollaggio biadesivo Ø 50
- Sliding door-handle Ø 50 with self adhesive
- Griffmuschel Ø 50 selbstklebend

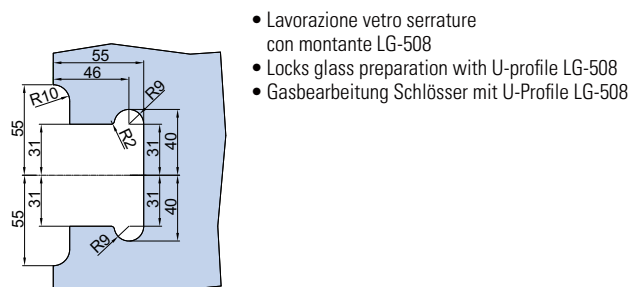
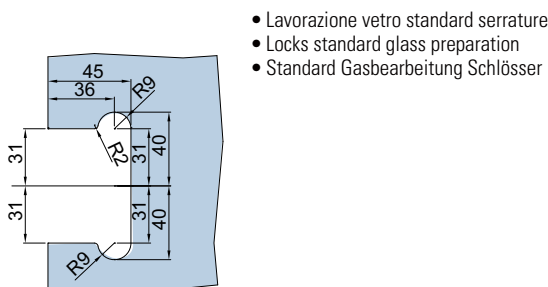
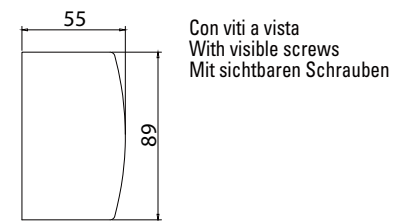
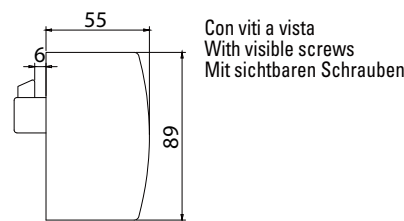
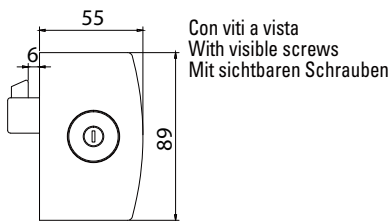
AN - NS



- | | | |
|--|--|---|
| V-764 €▶ C.378 <ul style="list-style-type: none"> Serratura con gancio per scorrevole. Contropiastra non inclusa Lock with hook for sliding doors. Strike plate not included Schloss mit Hakenriegel für Schiebetüren. Schließblech nicht enthalten. CP | V-764 PO-TC €▶ C.379 <ul style="list-style-type: none"> Serratura con gancio per scorrevole. Contropiastra non inclusa Lock with hook for sliding doors. Strike plate not included Schloss mit Hakenriegel für Schiebetüren. Schließblech nicht enthalten. CP | V-769-2FLG €▶ C.375 <ul style="list-style-type: none"> Controserratura Strike box Gegenkasten CP |
|--|--|---|



- | | | |
|--|---|---|
| V-794 €▶ C.383 <ul style="list-style-type: none"> Serratura con gancio per scorrevole. Contropiastra non inclusa Lock with hook for sliding doors. Strike plate not included Schloss mit Hakenriegel für Schiebetüren. Schließblech nicht enthalten. NS | V-794-LG €▶ C.384 <ul style="list-style-type: none"> Serratura con gancio per scorrevole. Contropiastra non inclusa Lock with hook for sliding doors. Strike plate not included Schloss mit Hakenriegel für Schiebetüren. Schließblech nicht enthalten. NS | V-794-2FLG €▶ C.385 <ul style="list-style-type: none"> Controserratura Strike box Gegenkasten NS |
|--|---|---|



ALCUNE TIPOLOGIE DI APPLICAZIONE

SOME TYPOLOGIES OF APPLICATIONS

EINIGEN KOMPOSITIONSMÖGLIHEITEN DES SYSTEM





ALCUNE TIPOLOGIE DI APPLICAZIONE

SOME TYPOLOGIES OF APPLICATIONS

EINIGEN KOMPOSITIONSMÖGLIKEITEN DES SYSTEM





ALCUNE TIPOLOGIE DI APPLICAZIONE

SOME TYPOLOGIES OF APPLICATIONS

EINIGEN KOMPOSITIONSMÖGLIKEITEN DES SYSTEM



